


Cutting To Prevent Fraying

 Products displaying this icon should be cut with a hot knife, rope cutter or some other method for cutting and sealing the ends to prevent fraying during the installation and assembly process. We offer an assortment of tools to accomplish this, ranging from heavy duty, high volume devices to portable gas powered units.



Measure the sleeving to length. Keep the sleeving relaxed and don't pull it as you measure. The most accurate method is to measure the sleeving on the actual application. There will be some foreshortening of the sleeving as it expands over large bundles or connectors. Mark the cut line with a pen or marker.



When the knife is hot, slide the sleeving over the cutting blade. Practice on a piece of scrap to get a feel for the procedure. Always cut in a well ventilated area and avoid inhaling the fumes. Both the blade and the cut ends will be **HOT**. Be careful.

While the ends are still hot, use an inverted funnel (needle nose pliers or scissors also work well) to form the end into a soft flare. This will allow the sleeving to easily slide over your application and accommodate plugs or connectors without binding.



To install the sleeving over your application, just push the flared end over the ends of the wires and "walk" the sleeve down the length of the bundle from behind. Once the sleeving is in place, just run your hand over the applied sleeving to smooth it out.



Handheld Hot Knife

Perfect for individual projects or small volume production. The large knife blade heats quickly and easily cuts and seals most grades of braided sleeving. Handle can also be used as a soldering gun with the appropriate tips. 110 volt operation.

Hand Held Hot Knife - **HKH0.00BK**
Replacement Knife Blade - **RBH0.00SV**



Heavy Duty Handheld Hot Knife

German engineered, heavy duty handheld hot knife. Long life trigger switch. Heats quickly to 1,112°F/600°C. Interchangeable blades. 110 or 220 volt models available.

HD Handheld Knife 110 volt - **GK10.00GN**
HD Handheld Knife 220 volt - **GK20.00GN**



Heavy Duty Hot Knife

Thermostatically controlled electronics heat the 3" carbide blade to 1,112°F/600°C in less than ten seconds and maintain preset temperature indefinitely. Heavy duty, German engineered tool will slice through advanced chemistry polymer sleeving without dragging. Available in 110 or 220 volt models.

Heavy Duty Hot Knife 110 volt - **GK50.00BE**
Heavy Duty Hot Knife 220 volt - **GK60.00BE**

Compact Hot Knife

25mm blade heats to 1,112°F/600°C in less than 10 seconds. 6" long. Weighs under 4 lbs. Replaceable carbide steel blade. Made in Germany. Available in 110 and 220 volt models.

Compact Hot Knife 110 volt - **GK30.00BE**
Compact Hot Knife 220 volt - **GK40.00BE**



Bench Mount Hot Knife

Heavy duty components and heavy gauge 2 1/2" blade make this tool ideal for use in production environments. Lighted power switch. Heats to 1,112°F/600°C in 30 seconds. Replaceable blades. 110 volt operation.

Bench Mount Hot Knife - **HKB0.00WH**
Replacement Knife Blade - **RBB0.00SV**



800 323-5140
www.techflex.com

Cutting & Installation Tools

Solder-It Hot Knife Kit

When AC power isn't available, this refillable butane powered torch fills the bill for cutting and sealing braided sleeving. Push-button ignition, adjustable to 932°F/500°C, up to 3 hour capacity and **BONUS** cutting blade attachment.

Butane Hot Knife Kit - **HKP0.00SV**
Replacement Blade - **RBP0.00SV**



Heavy Duty Serrated Edge Scissors

Serrated, angled shears are ideal for cutting Clean Cut, Flexo Stainless and other sleeving types. Comfortable, high impact grips and stainless steel blades ensure years of use.

Heavy Duty Serrated Edge Scissors - **SHR0.00SV**



Economy Flexo Aramid Shears

For non-production volumes, these lightweight economical shears easily cut through aramid materials. Handle color may vary.

Economy Flexo Aramid Shears - **SHR0228-AS**



F6 Installation Tool

This simple tool makes installing long lengths of F6 sleeving a breeze. Just insert your bundle of wires into the shank of the tool and slide it along the split in the sleeving. As the tool travels along the sleeving, it deposits the wires and allows the split to close correctly.

For Installing 1/4" F6 Sleeving - **INN0.25OR**
For Installing 1/2" F6 Sleeving - **INN0.50OR**
For Installing 3/4" F6 Sleeving - **INN0.75OR**
For Installing 1" F6 Sleeving - **INN1.00OR**
For Installing 1 1/2" F6 Sleeving - **INN1.50OR**



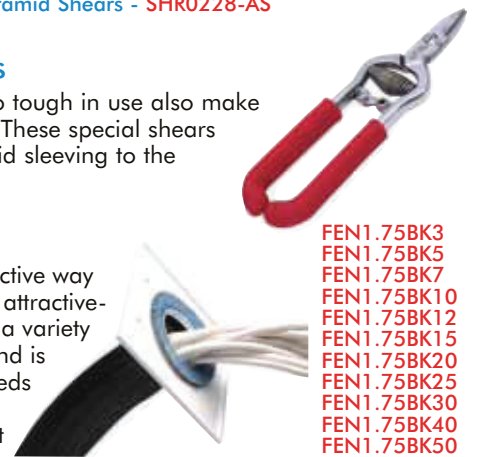
Premium Flexo Aramid Shears

The properties that make Flexo Aramid so tough in use also make the material a challenge to cut to length. These special shears make short work of trimming Flexo Aramid sleeving to the proper length.

Premium Flexo Aramid Shears - **KVS0.00SV**

Flexo Flange

Techflex's Flexo Flange is a quick and effective way of creating permanent wiring installations attractively and affordably. Flexo Flange is used in a variety of applications where a secure, finished end is desirable. The processed ends add hundreds of pounds of strain relief. This innovation opens a whole new world of management possibilities that are production ready. For our installer solution see page 53.



FEN1.75BK3
FEN1.75BK5
FEN1.75BK7
FEN1.75BK10
FEN1.75BK12
FEN1.75BK15
FEN1.75BK20
FEN1.75BK25
FEN1.75BK30
FEN1.75BK40
FEN1.75BK50
FEN1.75BK75
FEN1.75BK100

Sleeving Installation Tool


1. Gather Sleeving on Fixture



2. Feed Wires



3. Set-Up Pulleys



4. Pull Wires & Sleeving



This completely modular system allows production level installation of braided sleeving over wire and cable bundles of virtually unlimited length. The system is simple to set up and interchangeable components accommodate diameters up to 2". For more information about this product contact your Account Representative.

800 323-5140
www.techflex.com